



DSI21

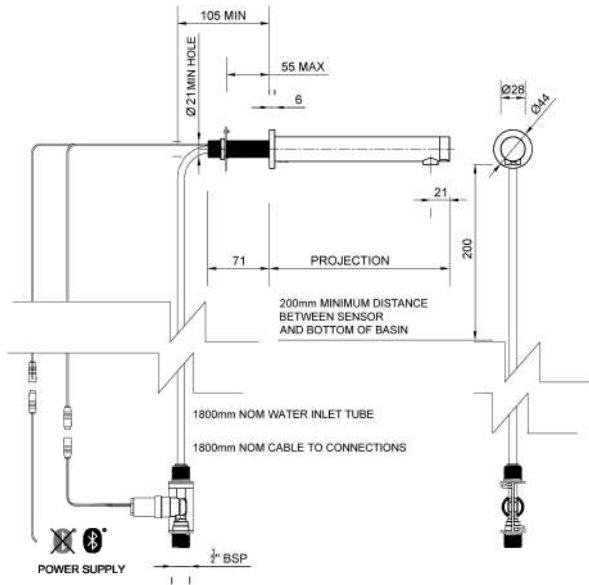
DOLPHIN THRU PANEL MOUNTED INFORM (SMART) TAP

INSTALLATION AND MAINTENANCE GUIDE

PRODUCT CODES

DSI21.100	> 100mm Projection
DSI21.125	> 125mm Projection
DSI21.150	> 150mm Projection
DSI21.175	> 175mm Projection
DSI21.200	> 200mm Projection
DSI21.225	> 225mm Projection
DSI21.250	> 250mm Projection
DSI21.275	> 275mm Projection

DS121



TECHNICAL DATA

- › Dolphin Thru Panel Mounted InForm (SMART) Straight Body Tap
- › Manufactured from high-quality, highly durable 1.4401 (316) Marine grade stainless steel.
- › Self-Monitoring Analysis and Recording Technology (SMART) allows the Facilities Manager to connect point to point via the Dolphin SMART App when used with the optional Bluetooth Adaptor (Sold separately -Order product code 25148)
- › Infra-Red Touch Free Tap for ultimate hygiene prevents cross contamination Sensor mounted in end of spout
- › Designed to be mounted thru an IPS panel.
- › Flow rate – 3.0 litres/minute with the standard fitted flow regulator (fitted adjacent to solenoid) at any pressure between 0.5 and 6.0 bar
- › 1.0 - 4.0 litres/minute flow rates available to special order – please enquire
- › Water Supply: Single inlet cold or pre-mixed a TMV2 or TMV3 thermostatic mixing valve is recommended for premixed applications
- › Maximum operating water temperature - 60°C
- › Power Supply: *
- › Nominal Current: Less than 1mA (Less than 25mA with Bluetooth)
- › Nominal Power: Less than 1W
- › Security Time can be adjusted via the App Default 20 Seconds (60 Seconds max)
- › IP68 Connector

* See page 4 for power supply and other options

PRODUCT CODES

DS121.100	› 100mm Projection
DS121.125	› 125mm Projection
DS121.150	› 150mm Projection
DS121.175	› 175mm Projection
DS121.200	› 200mm Projection
DS121.225	› 225mm Projection
DS121.250	› 250mm Projection
DS121.275	› 275mm Projection

Coding Explained

Style

DS121 Straight Body - Thru Panel Mounted
DS12X.XXX.X

Projection

100/125/150/175/200/225/250/275mm
DS12X.XXX.X

Finish

1 Brushed Satin
2 Mirror Polished
3 PVD Brushed
4 PVD Mirror
5 Powder Coated
DS12X.XXX.0


Example Coding DS121.150.1

Thru Panel Mounted
150mm Projection
Brushed Satin Finish

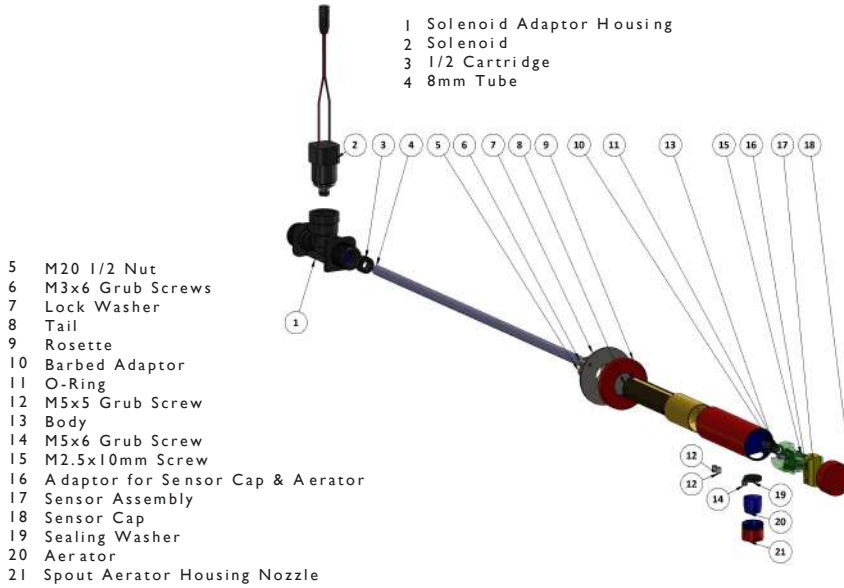
Colour

Suffix to end of code
(Number allocated by Dolphin Solutions)

Options

Bluetooth 
PVD
Powder Coating

PACK CONTENTS



Options




✓ ? Order 25148 separately

Standard



Bar
0.5 min
6.0 max



°C
60 ✓



3L/min

PRE INSTALLATION

› Please check that all the components in the list above are present and that they are in good condition before installation. If any components are missing contact Dolphin Solutions.

› It is very important to allow permanent access to the mounting tail/nut of this product for future servicing and repair. Where this is not possible see our wall plate mounted products.

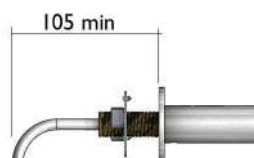
⚠ WARNING

› Highly reflective surfaces directly beneath the sensor of this product, in particular polished finish basin wastes/strainers, will cause false activation of the infrared sensors and can result in malfunction. We recommend Satin or Matt finish products which can be found on our website.

› Sitting water may also cause the tap to activate

› All Plumbing and Electrical installation must be carried out by a qualified person and in accordance with applicable codes and regulations.

› Do not kink the water supply hose.



INSTALLATION

1 Flush pipes thoroughly before and after installation

2 Ø21
200mm min to Basin

3 Tap body is self-adjusting

4 1/2" BSP
Electrical wiring and power supply connection

5 › Switch on power supply

› The sensor is self adjusting.*

*Further adjustments can be made by purchasing the Bluetooth Adaptor and downloading the App

6 Open hot and cold water supply and check that connections are watertight.

MAINTENANCE

DO NOT use steel wool or cleansing agents containing alcohol, acid, abrasives or the like. Use of any prohibited cleaning or maintenance products or substances could damage the surface of the tap. For surface cleaning of tap use **ONLY** soap and water then wipe dry with a clean soft cloth. Protect taps from splattering of harsh cleansers when cleaning surroundings.

OPTIONS

POWER SUPPLY OPTIONS

UK MAINS ADPATOR PRODUCT CODE 25147

(Other Adaptor pin and power supply configurations available, see below for part numbers):

- › Input voltage: 100 - 240V AC +/- 10%, 50 - 60 Hz
 - › Output voltage: 6.75V DC + 0.15V/ -0.35 V
 - › Secondary current: 0 - 350 mA DC
 - › Buffer capacitors: The adaptor secondary contains 3 buffer capacitors (necessary to close the solenoid valve in case of power outage):
 - 2 x 2200 µF,
 - 1 x 100µF
- Certifications: EN 60335-1, EN 60950-1
- › 1m Cable

HARDWIRE TRANSFORMER PRODUCT CODE 25240

- › Input voltage: 100 - 240V ± 10% 50-60 Hz ± 3 Hz
 - › Output voltage: 6.6V DC ± 5%
 - › Secondary current: 200 mA DC
 - › Buffer capacitors: one buffer capacitor 4700 µF (necessary to close the solenoid valve in case of power outage)
- Certifications: EN 60335-1, EN 61558-2
- › 1m Cable (Transformer to Tap), 2m Cable (Transformer to Mains)

BATTERY PACK PRODUCT CODE 25241

- › Requires a 6V lithium battery (CR-P2, approx. 1.500mAh) which has a lifetime of 200.000 switching cycles or 3-5 years depending on user frequency.

- › 100mm Cable (Approx)

- › **Important note** - the battery unit can't be used in combination with the Bluetooth adaptor.

The battery unit contains the CR-P2 battery as delivery content.

The housing enables a fixation on wall by using the mounting clips (part of the housing but screws are not included) or the rear affixed Velcro tape

Power Supply Options:

25147 UK Mains Adaptor

25428 EURO Mains Adaptor

25240 Hardwire Transformer

25241 Battery Pack

BLUETOOTH ADAPTOR PRODUCT CODE 25148



Bluetooth® version 4.0.

The **current version** of the app required for using the system **must** be installed on the control unit in advance. The App is available for free in the iTunes Store (requires an Apple account) and the Google Play store (requires a Google account).

For operation under adverse environments, in buildings / rooms with reinforced concrete walls, steel and iron frame, or near of obstructions (eg furniture) of metal, the Bluetooth reception can be disturbed and interrupted.

Bluetooth®:

Power consumption:	Less than 25mA
Output:	Bluetooth® - Class 2
Bluetooth® - version:	4.0
Bluetooth® - Transmission distance: (depending on the environments)	about 10m
Automatic safety shut-off:(10/20/60 seconds - adjustable)	20 s
Run-on time (0 - 10 s adjustable):	1 s
Detection Range - Levels 1 to 10 (10 = 120mm approx)	10