



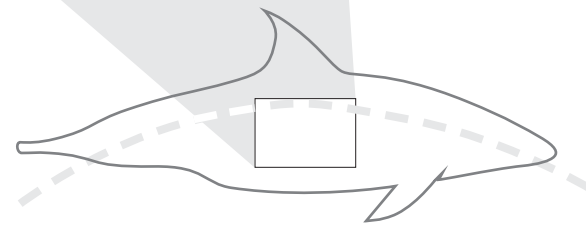
DOLPHIN
ALAVO



ALAVO MODULAR AND ALAVO TROUGHS



THE ALAVO PATTERN




HECTORS DOLPHIN

Native to New Zealand, particularly the South Island, the Hector's dolphin is the smallest dolphin in the world. It is also the rarest. The remaining number of adults is estimated to be 55. Hector's dolphins live in groups of two to eight animals and feed both at the surface of the ocean as well as the sea floor.

When space is at a premium, and energy-efficiency is a priority, this modular, touch-free, behind-mirror handwash system from Dolphin has got all the answers - quick to install, easy to replenish, and a pleasure to use.

Designed with input from architects, designers and clients, Alavo uses the latest technology – including infra-red sensor taps, foam soap systems and high-speed low energy dryers – to save time, water, energy, soap, space and money. As an all-encompassing unit, Alavo leaves no mess on the floor and designers are free to add their own touches in the space it saves.

With everything fully integrated, the Alavo radical "plug and play" design also minimises time spent on installation: it's a natural fit in any modern washroom. And exceptionally easy to maintain and service, too.



WATER

The system is designed to ensure all water services are fully accessible for future maintenance by just unlocking the mirror flaps.

Can be supplied with any of the following:

- > Circulating hot water loop
- > Trace heating compatibility
- > Point of use heating facility
- > TMV3 thermostatic valves
- > Single cold water feed
- > Hygienic and easy to use infrared sensor tap outlets delivering a water saving of up to 65%.



SOAP

Automatic foam soap dispensers dispensing a pre-measured quantity of foam soap when the hand is passed beneath the sensor.

Seven litre foam soap tank, providing 17,500 hand washes.

'Soap low' LED warning light illuminates on the mirror to warn the cleaning team that refilling is required in the near future.



DRY

High velocity hand dryers which dry hands in as little as 13 seconds.

Use up to 70% less energy than more conventional hand dryers.

Connect into the electrical busbar running through the system enabling ease of replacement or interchange between paper towel dispensers if required.



FOR FULL TECHNICAL DETAILS SEE DOLPHINSOLUTIONS.CO.UK

CASE STUDY

UK AIRPORT

When a large airport company needed new washrooms that could withstand a heavy footfall, they came to Dolphin. They tasked us with creating sleek and sophisticated designs that would make the airport a pleasure to pass through. How did we rise to the challenge? With our elegant Alavo range...

WHAT DOLPHIN DELIVERED

Alongside the architects, we designed and installed intelligently designed, high-performance handwash technology. Our energy-efficient, touch-free and behind-mirror handwash system blended seamlessly with the stylish surroundings.

And we didn't stop there. We spotted the opportunity to cut a bin-ring into the troughs so rubbish could be easily dispensed through the counter, which saved space, effort and money.

The customer responses were fantastic. Thanks to our intelligent and intuitive designs, the public were able to cope with the touch-free systems without a hitch. One happy traveller even paid the washroom a special visit thanks to a recommendation!

ANYTHING ELSE?

At Dolphin, we're with you every step of the way to make sure your project goes swimmingly. On this project, a plumbing challenge threatened the opening day. Luckily our technical team are always willing to go the extra mile and were on site to find a creative solution that ensured the facilities were fully functional from the get-go.



ALAVO ADDITIONAL FEATURES

LIGHTING

- > Durable, energy efficient LED strip lighting which is ecologically friendly and operates in extremely hot or cold temperatures.
- > LED lighting delivers excellent light dispersal at low voltage and can be adjusted to a colour of your choice.

STYLE OPTIONS


- > The system is available for communal washrooms where there are several basin positions in a run, and is also available as a 'supaloo' version with a single tap position.
- > A maximum of 8 tap positions can be connected into the single electrical and water connection.

CONSUMABLES

- > Paper towels easily refilled through top loading dispenser (available from any cleaning sundries supplier)
- > Large refillable tank gives at least 15,000 shots of soap
- > Paper towel dispenser can be interchangeable with the hand dryer

INTEGRATION

- > The system is designed to work with tap spacings of 600mm, 750mm and 900mm.
- > Hinged mirror flaps on the modular system are 1000mm high to ensure safe and ease of use by maintenance and cleaning teams, and for Supaloo system are normally 800mm high to enable access in restricted spaces.
- > The modularity of the system enables a streamlined production space, however there are several ways to make it work with your space - please send your enquiry to info@dolphinolutions.co.uk



ELECTRICAL CONTROLS

- > Control panel with RCD breakers requiring one incoming electrical feed.
- > All transformers, circuit boards, and LED controls are contained in one location. All site connections are made with a 'plug and play' connection system.

INSTALLATION

- > The system comprises of factory assembled modules complete with all fittings installed and installation is just a few simple steps:
- > Fit metal angle strips to the wall
- > Hang first cabinet on the supporting angles and fix to wall
- > Hang and fix all successive cabinets
- > Fit mirror flaps
- > Connect electrics and water

MAINTENANCE

- > Maintenance of the system is very minimal, and includes annual regulating of the TMV3 blending valves.
- > A service contract is available from Dolphin for the system.

TROUGHS



CHOICE OF WASH SLAB MATERIALS

SILESTONE

- > Natural Quartz vibro-compressed with polyester resin achieving an exceptionally high impact resistance
- > Non-porous surface giving a highly stain resistant finish
- > 25 year product guarantee
- > Exceptional chemical and scratch resistance using one of the hardest available minerals
- > Available with a Bacteriostatic structure formed using silver ions
- > Wide range of colours and finishes available
- > Matching splashbacks can be supplied

CORIAN

- > Solid, non-porous, homogeneous composite acrylic resin surface material
- > The 'seamless' solution
- > Available in a wide range of colours
- > Moisture resistant MDF structural backing boards
- > Matching splashbacks can be supplied



ALAVO CONTINUOUS VANITY TOP WITH INTEGRATED BASINS

- > Seamless top and integrated basins to enhance cleaning
- > Individual wastes
- > Front fascia to hide the trap and waste pipe
- > Designed to integrate with ALAVO Modular System with 900mm tap spacings



ALAVO SLIMLINE SQUARE BOX VANITY TROUGH

- > Minimalist square box design
- > Exposed waste outlets
- > Square front fascia – depth can be varied
- > Works well with ALAVO Modular System



ALAVO HIDDEN WASTE DESIGNER VANITY TROUGH

- > Designer angled slope trough with water run-off through continuous slots to hidden wastes
- > Internal waste channel accessed via removable cover panel in matching material
- > Square front fascia to hide the trap and waste pipe
- > Designed to integrate with ALAVO Modular System



Our Dolphin Alavo texture was inspired by the Hector's Dolphin –
at just four feet long, the world's smallest and rarest marine dolphin.

Dolphin Solutions Ltd
Southpoint, Compass Park,
Junction Road
Bodiam, TN32 5BS,
United Kingdom
T +44 (0)1424 202 224
info@dolphinsolutions.co.uk
dolphinsolutions.co.uk

© Dolphin Solutions Ltd